


MODEL B BALL TRANSFER UNITS

24 HOUR SHIPMENTS INCLUDE ALL 1-FOOT INCREMENTS 1'-0" TO 10'-0" ON BALL TRANSFERS

BALL TRANSFER MODEL NUMBER
B-27-3-5

B-(between frames)-(ball centers)-(length)

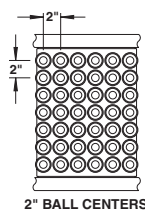


Optional: Use SM supports
on page 138

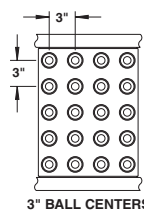


For replacement ball
assemblies, refer to
part #BRW04650

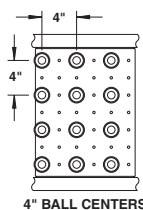
DETERMINE BALL SPACING by dividing minimum
package dimension by 2.5. Center to center ball
spacing results with minimum of 9 ball casters
required to support each package.



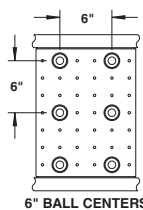
2" BALL CENTERS



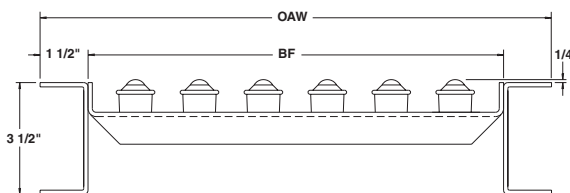
3" BALL CENTERS



4" BALL CENTERS



6" BALL CENTERS



SPECIFICATIONS

BALL ASSEMBLIES: 1" dia. steel ball x
1-13/16" overall housing diameter.
Mounting bolt is 1/4"-20.

BALL CAPACITY: 50 lbs. per ball with
max. unit load not to exceed the capacity
of 4 balls (200#).

FRAMES: 3-1/2" x 1-1/2" x 10 ga.
steel with balls in set high position (1/4"
above side frames) only.

FRAME CAPACITY: 1300 lbs. maximum
distributed live load per 10' section with
supports at 10' ctrs; 3200 lbs. at 5' ctrs.

PLATES: Balls are attached in square
pattern to 10 ga. formed plates up to
39" BF. Above 39", plates are 7 ga.

COUPLINGS: Butt type.

BALL TRANSFERS								
BETWEEN FRAMES	2" CENTERS BALLS PER FT.	3" CENTERS BALLS PER FT.	4" CENTERS BALLS PER FT.	6" CENTERS BALLS PER FT.	2" CENTERS WT. PER FT. (lbs.)	3" CENTERS WT. PER FT. (lbs.)	4" CENTERS WT. PER FT. (lbs.)	6" CENTERS WT. PER FT. (lbs.)
13"	36	20	12	6	183	161	140	96
15"	42	20	12	6	203	178	152	102
17"	48	24	15	8	222	194	165	108
19"	54	28	15	8	242	210	178	114
21"	60	28	18	8	262	226	191	120
23"	66	32	18	10	281	243	204	127
25"	72	36	21	10	301	259	217	133
27"	78	36	21	10	321	275	230	139
31"	90	44	24	12	360	308	256	151
33"	96	44	27	12	380	324	268	157
37"	108	52	30	14	419	357	294	169
39"	114	52	30	14	439	373	307	175
43"	126	60	33	16	478	406	333	188
47"	138	64	36	18	518	438	359	200
51"	150	68	39	18	557	471	385	212



WARNING

To prevent pinch points that exist when gravity conveyors are permanently attached to power conveyors, use connector brackets with safety pop-out rollers shown on pg. 100.

■ 24 hour shipment